

Accessories


Connector TT rail Series



Description

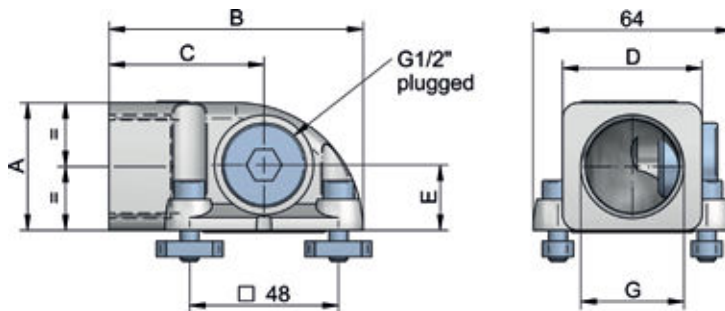
The asa rail system is the first worldwide flexible mounting and connection system for air blast heat exchangers. The flexibility comes from free choice of the port's direction. Each port on the radiator has 3 possibilities. This well designed radiator concept brings another flexibility innovation hit to the standard cooler market: The oil flow direction can be chosen between u-flow direction and diagonal oil flow on each TT rail cooler!

The radiator rail slots are not only for connecting the hydraulic ports, it is also possible to have the system attached with e.g.: bypass systems, mounting of the cooler to an aggregate, measurement devices, and much more. Please contact us to discover the huge potential of this rail system for your application.

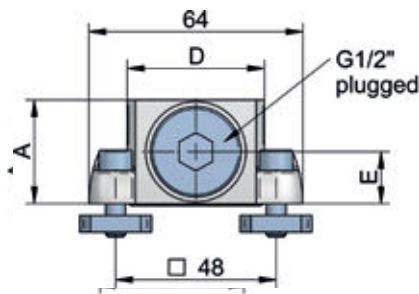


Dimensions

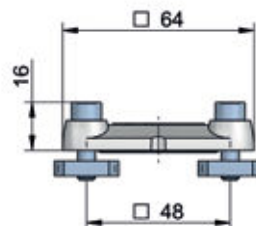
ported 90° connector



ported straight connector



blind connector:



Technical Data

order number	description	o-ring	A	B	C	D	E	G	connection type	weight
			[mm]	[mm]	[mm]	[mm]	[mm]			[kg]
ILLZSET5G25	asa rail connector BSP 1"	NBR, 70 shore, 35 x 3mm	41	82	50	45	21	BSP 1"	2x 90°	0,90
ILLZSET5G32	asa rail connector BSP 1 1/4"		50	88	56	50	21	BSP 1 1/4"	2x 90°	1,05
ILLZSET5U16	asa rail connector UN 15/16"		41	82	50	45	21	UN 15/16"	2x 90°	0,90
ILLZSET5U20	asa rail connector UN 15/8"		50	88	56	50	21	UN 15/8"	2x 90°	1,10
ILLZSET5G25A	asa rail connector BSP 1" straight		31	-	-	41	15	BSP 1"	2x straight	0,66
ILLZSET5G25B	asa rail connector BSP 1" straight+Stnd.							BSP 1"	1x 90°, 1x straight	0,77

Content

ported connector with plugged G 1/2"	2x
blind connector	1x
o-ring	3x
slot nut	12x
screw M6x20	12x

requires 1 set per cooler



packed size: 1 set

Fits On Cooler Types

TT 05 , 07 , 11 , 13 , 16 , 21 , 25

This data sheet and the corresponding scale drawings are to be used as a general guideline and technical overview of our products. Please contact us if more exact information is needed. As we are constantly improving our products, their characteristics, dimensions and weights may also change, although we do our best to incorporate these changes continually. asa assumes no liability for any information therein, any errors, omissions, misprints, nor any direct or indirect damages, losses or costs resulting therefrom. Any cooling performances and general technical values indicated in this catalogue are measured at a test bench according to asa testing procedures or calculated, based on such tests. Due to different conditions in testing and application environments the performance may also vary by +/- 15%. Because there is no standardized testing procedure, tests used by other manufacturers could have different results. Therefore we recommend all products to be checked under the system operating conditions. This is also true for vibrations and mechanical stress as well as for pressure peaks and thermal stress and any other relevant factors. General tolerances according to DIN ISO 2768-v. General tolerances for casted parts according to EN ISO 8062-3 (DCTG 10). Tolerances for rubber parts are according to ISO 3302-1 (class M4-F+C). The tolerances of welding seams are defined by quality group D according to EN ISO 10042, if it is not specified on the actual scale drawing or data sheet. In addition to that we point out that any data sheet and corresponding scale drawing is no substitution for the manual.