Baskı	Değişiklik Form no / Change Form no	Degisikler / Change Record	Tarih/Date	Değiştiren Changed By	Onay Approve
A00		YENİ YAYIN	30.06.2020	İ.D	U.Y

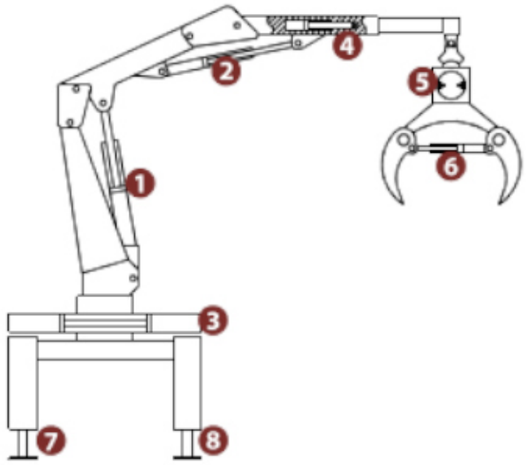



COIL SPECIFICATIONS

Current Supply Characteristics	PWM (Pulse Width Modulation)
Rated Current Range	200 ÷ 1500 (12 V coil) 100 ÷ 750 (24 V coil)
PWM or Super-Imposed Dither Frequency	100 - 200 Hz
Coil Resistance (12 VDC)	5.4 Ohm ±5% at 68°F (20°C)
Coil Resistance (24 VDC)	22 Ohm ±5% at 68°F (20°C)
Max Power Consumption	12 Watt (20°C)
Protection Degree	IP 67 according to IEC 529
Coil Termination	Deutsch-Integral DT04-2P AMP Junior Timer 84-9419

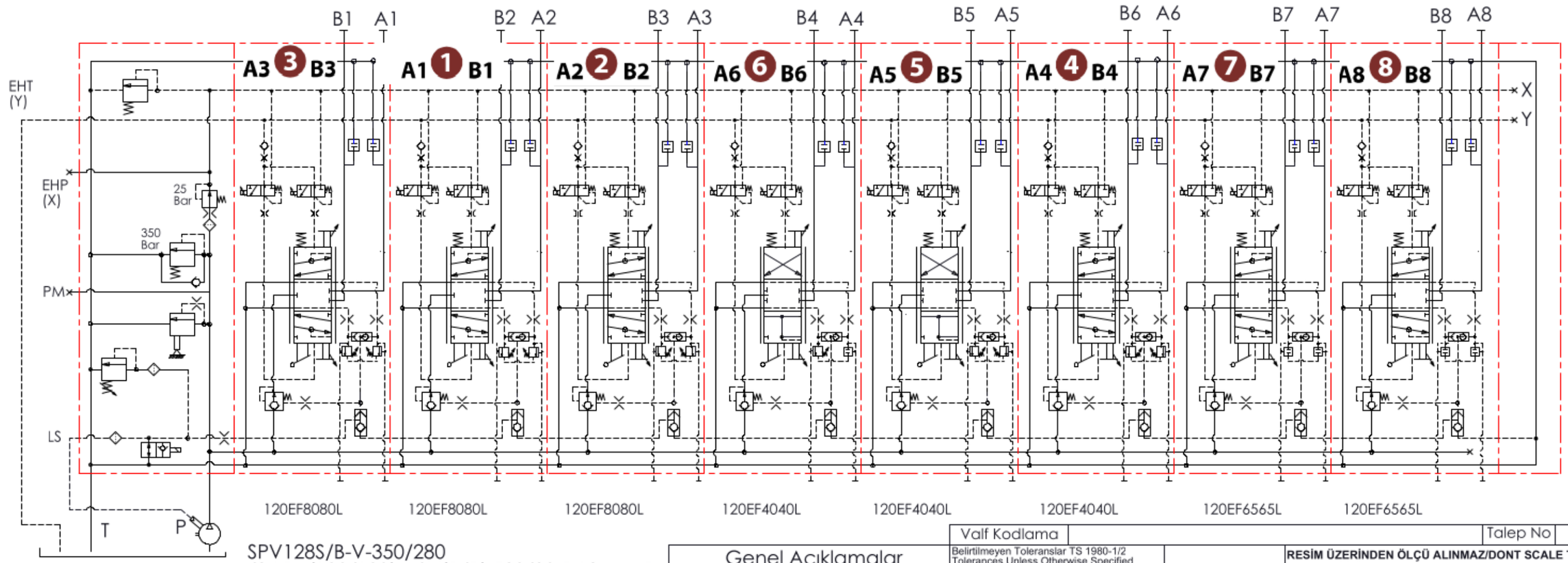

SPV128S/B-V-350/280
/2-LRV(190/190)-ASV(P/P)-F80/80-D12-MA-D
/2-LRV(230/80)-ASV(P/P)-F80/80-D12-MA-D
/2-LRV(230/180)-ASV(P/P)-F80/80-D12-MA-D
/2-LRV(P/P)-ASV(P/P)-F40/40-D12-MA-D
/2-LRV(80/80)-ASV(P/P)-F40/40-D12-MA-D
/2-LRV(190/190)-ASV(P/P)-F40/40-D12-MA-D
/2-LRV(P/P)-ASV(P/P)-F65/65-D12-MA-D
/2-LRV(P/P)-ASV(P/P)-F65/65-D12-MA-D
/ES

Genel Açıklamalar

Valf Kodlama

Talep No

Belirtilmeyen Toleranslar TS 1980-1/2
Tolerances Unless Otherwise Specified

0.5-3	3-6	6-30	30-120	120-200	Açısal Angular
±0,2	±0,3	±0,5	±0,8	±1,2	±2°

Notlar/Notes

RESİM ÜZERİNDEN ÖLÇÜ ALINMAZ/DONT SCALE THIS DRAWING
ELDE DEĞİŞİKLİK YAPILMAZ
ALL CHANGES MUST BE DONE ON THE CAD SYSTEM

		Tarih/Date	Imza/Sign
Çizen Drawn By	İ.DEMİRHAN	23.06.2020	
Kontrol Checked By	SELİM YANOVA		
Onay Approved By	UĞUR YALÇINKAYA		

Ölçek/Scale	1:5	Teklif Numarası	TRSPV128-0430	Montaj No Assembly No
Malzeme Material				
Resim No Dwg.No				A3
Parça Adı Part Name	VALF SPV128			Sayfa/Page 1/2

HYDRAULIIKKAKAUPPA.FI

Bu dökümanların tüm hakları AKON Hidrolik Valf San. ve Tic. A.Ş.' ye aittir.AKON HIDROLIK VALF SAN. VE TIC. A.Ş.'nin izni olmadan kısmen veya tamamen kullanılamaz, çoğaltılamaz. 3. şahıslara verilemez.
All rights of this documents are the property of AKON HYDRAULIC VALVE CO. It can not be used, copied, reproduced, made available to any third party in whole or part without written permission of AKON HYDRAULIC VALVE CO.